

EDGE |

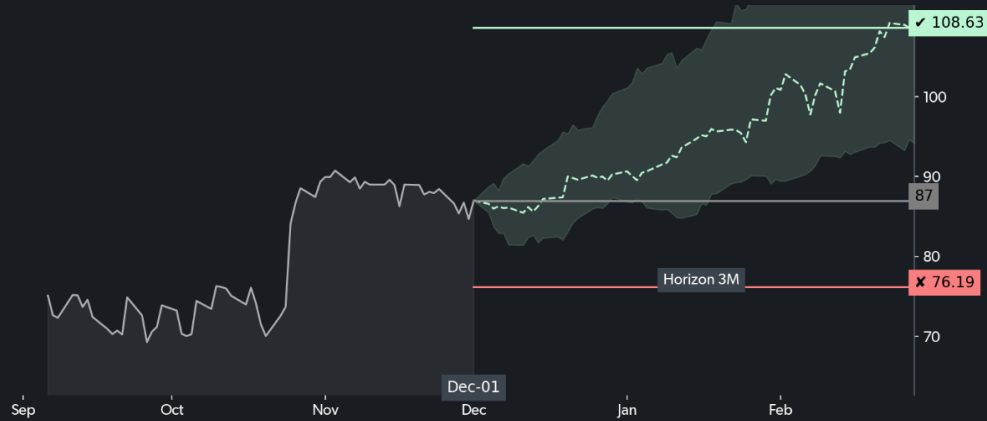
European Equity Chartbook
04 December 2023

MOTB : OMX | Modern Times Group Mortgage B

Sector: Equities | Theme: Fundamental | Direction: **↑Bullish**

Entry 87.00 | Stop 76.20 | Exit 108.63

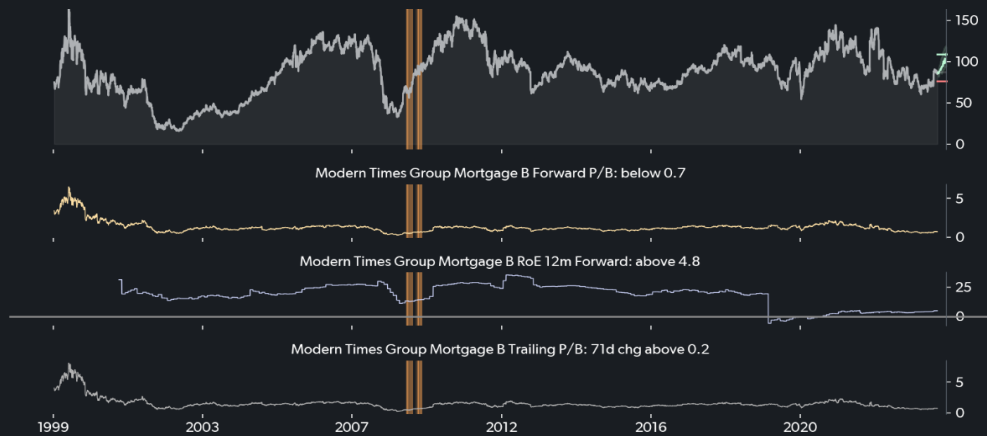
Target 24.86% | Horizon 3M | Hit Rate 95.45%



Trade Driver(s):

P/B Trailing below 0.7 & 71d chg above 0.2

RoE 12m Forward above 4.8

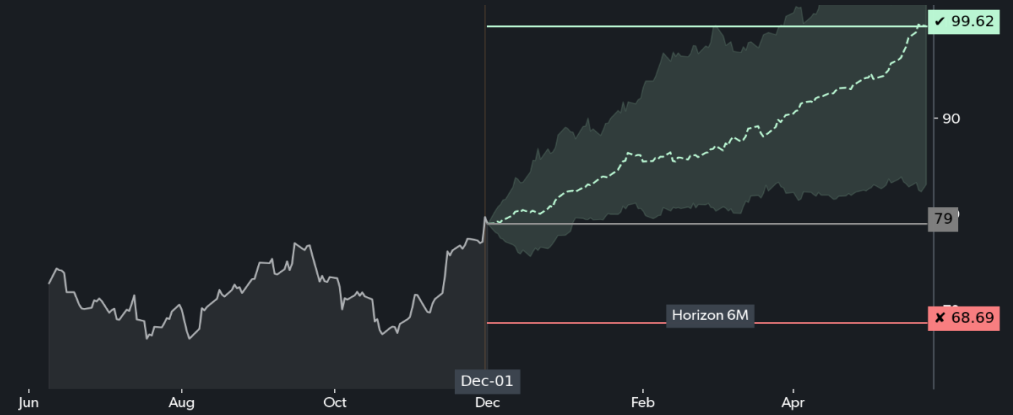


BNR : FSE | Brenntag

Sector: Industrials | Theme: Fundamental | Direction: **↑Bullish**

Entry 79.00 | Stop 68.70 | Exit 99.60

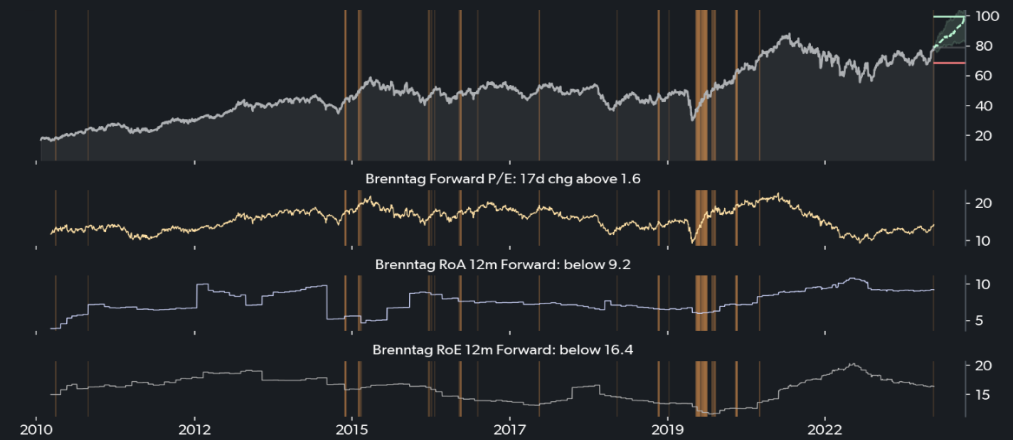
Target 26.10% | Horizon 6M | Hit Rate 81.08%



Trade Driver(s):

RoA 12m Forward below 9.2, RoE 12m Forward below 16.4

P/E Forward 17d chg above 1.6

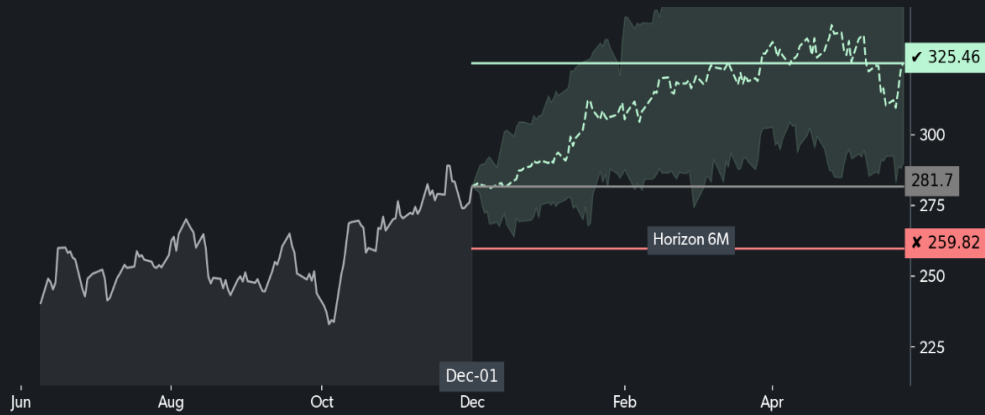


RHM : XETR | Rheinmetall

Sector: Industrial | Theme: Seasonality | Direction: **↑Bullish**

Entry 281.70 | Stop 259.80 | Exit 325.45

Target 15.53% | Horizon 6M | Hit Rate 90.91%



Trade Driver(s):

Seasonality - the day is 01 December

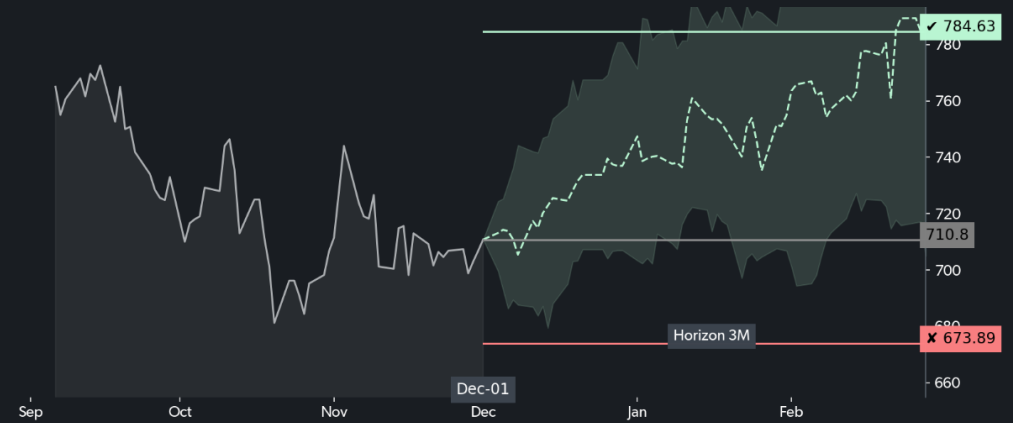


WPP : LSE | WPP

Sector: Communications | Theme: Seasonality | Direction: **↑Bullish**

Entry 710.80 | Stop 673.90 | Exit 784.65

Target 10.39% | Horizon 3M | Hit Rate 90.91%



Trade Driver(s):

Seasonality - the day is 01 December

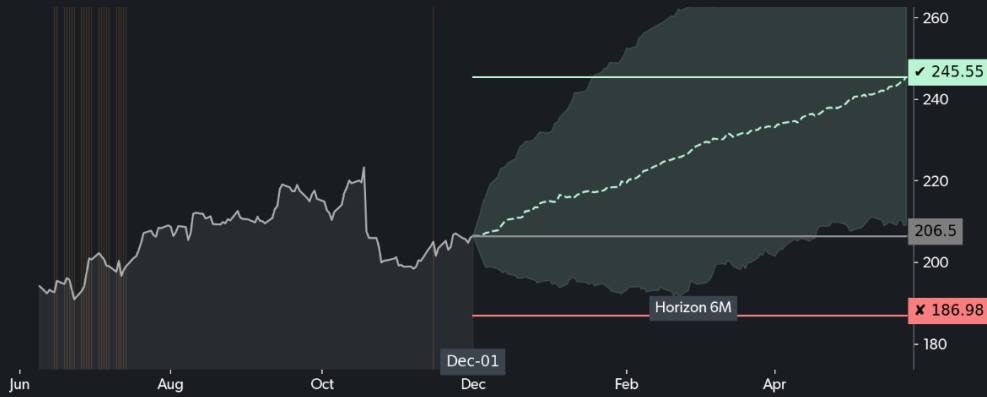


DNB : OSLO | DNB ASA

Sector: Financials | Theme: Fundamental | Direction: \uparrow Bullish

Entry 206.50 | Stop 187.00 | Exit 245.55

Target 18.91% | Horizon 6M | Hit Rate 84.86%



Trade Driver(s):

Norway Manufacturing New Export Orders PMI below 43.60

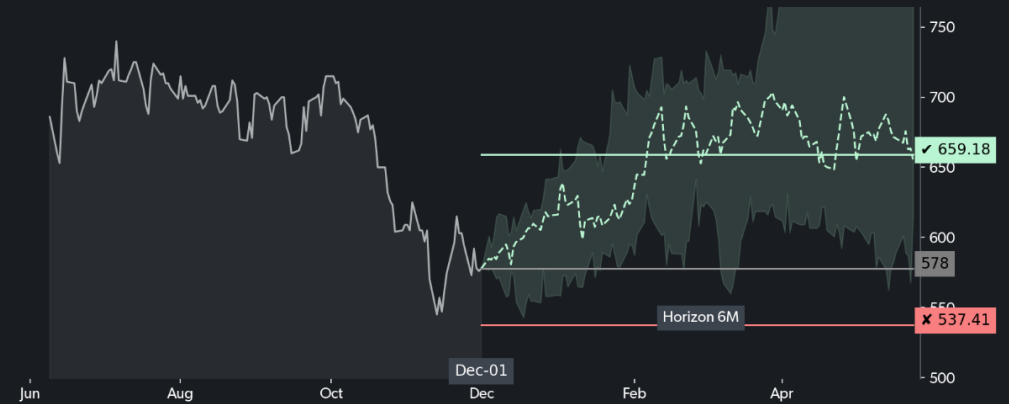


11B : WARS | 11 Bit Studios

Sector: Communications | Theme: Seasonality | Direction: \uparrow Bullish

Entry 578.00 | Stop 537.40 | Exit 659.20

Target 13.42% | Horizon 6M | Hit Rate 100.00%



Trade Driver(s):

Seasonality - the day is 01 December

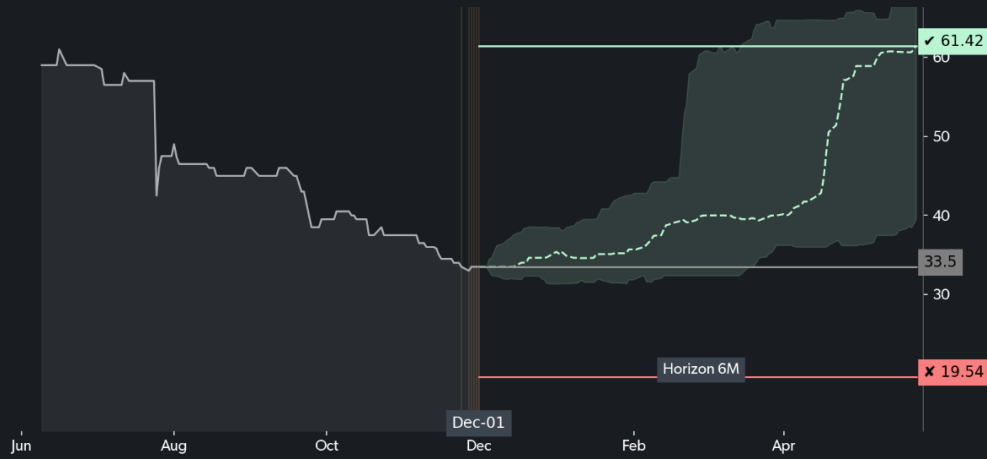


PIER : LDN | Brighton Pier Group

Sector: Consumer Discretionary | Theme: Technical | Direction: **↑Bullish**

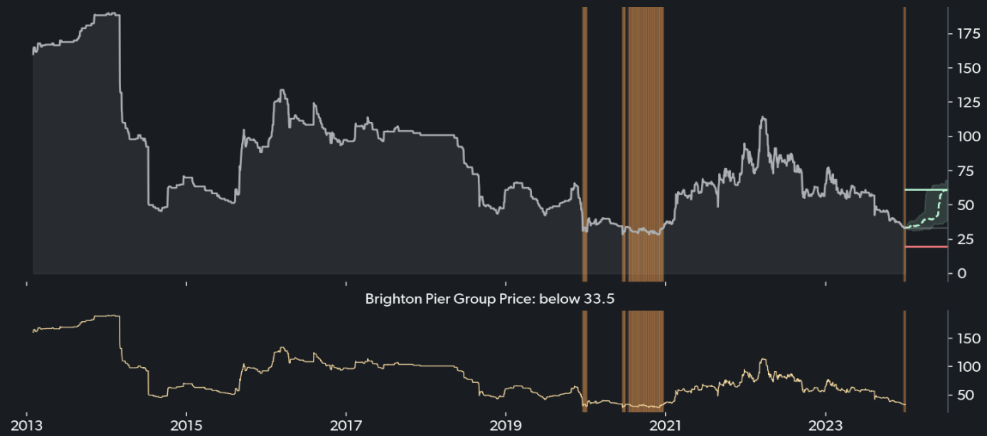
Entry 33.50 | Stop 19.50 | Exit 61.40

Target 83.33% | Horizon 6M | Hit Rate 93.46%



Trade Driver(s):

Price below 33.50

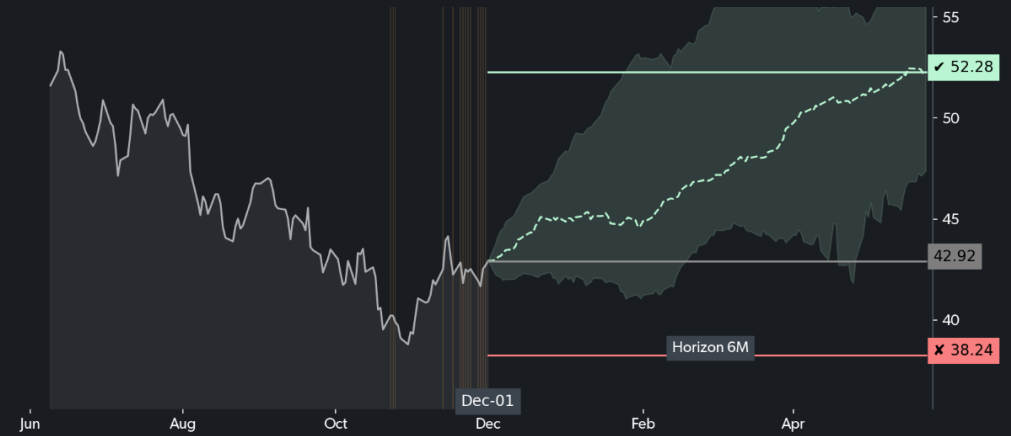


IP : MIL | Interpump Group

Sector: Industrials | Theme: Fundamental | Direction: **↑Bullish**

Entry 43.00 | Stop 38.20 | Exit 52.30

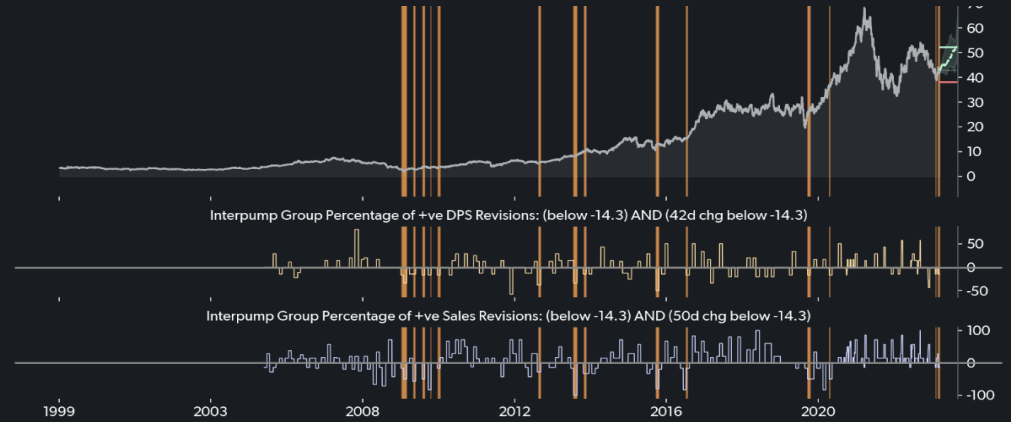
Target 21.80% | Horizon 6M | Hit Rate 72.22%



Trade Driver(s):

% +ve DPS Revisions below -14.3 & 42d chg below -14.3

% +ve Sales Revisions below -14.3 & 50d chg below -14.3



Disclaimer:

The stock ratings, alpha signals, and rankings offered by Gryning Edge are meant for informational purposes only. They are not intended to be investment advice or a recommendation to buy or sell any security. These ratings, alpha signals, and rankings are based on Artificial Intelligence (AI) analysis, which calculates probabilities, not certainties. Before making any investment decision, we recommend that you carefully analyze different information sources and seek appropriate financial advice. All investments involve risk, and the past performance of a security, a stock portfolio, or a financial product does not guarantee future results or returns.

This communication is issued by Gryning Edge and/or affiliates of Gryning Edge, Gryning Capital, Gryning Times. This is not a personal recommendation, nor an offer to buy or sell nor a solicitation to buy or sell any securities, investment products or other financial instruments or services. This material is distributed for general informational and educational purposes only and is not intended to constitute legal, tax, accounting or investment advice. The statements in this document shall not be considered as an objective or independent explanation of the matter. Please note that this document (a) has not been prepared in accordance with legal requirements designed to promote the independence of research, and (b) is not subject to any prohibition of dealing ahead of the dissemination or publication of investment research.

Gryning Capital. All rights reserved. Intended for the recipient only and not for further distribution without the consent of Gryning Capital, Gryning Times, Gryning Edge. (“Gryning”) email briefings, newsletters, alerts, insights, and similar publications “Publications” do not reflect any opinion of Gryning or its affiliates. Publications are meant for informational purposes only, are not intended to serve as recommendation to buy or sell any security in a brokerage account or any platform, and are not an offer

or sale of a security nor an endorsement or advertisement of the same. While Gryning seeks to ensure the accuracy of the information it presents, it has no obligation and shall not be liable for errors in any data, information, or Publications accessible through Gryning products and/or services. All investments involve risk and the past performance of a security of a financial product does not guarantee future results or returns. Gryning is not a broker-dealer nor an investment adviser, and makes no representations or warranties, express or implied, and disclaims any and all warranties with respect to any information accessible via any Gryning Publications or Gryning data.