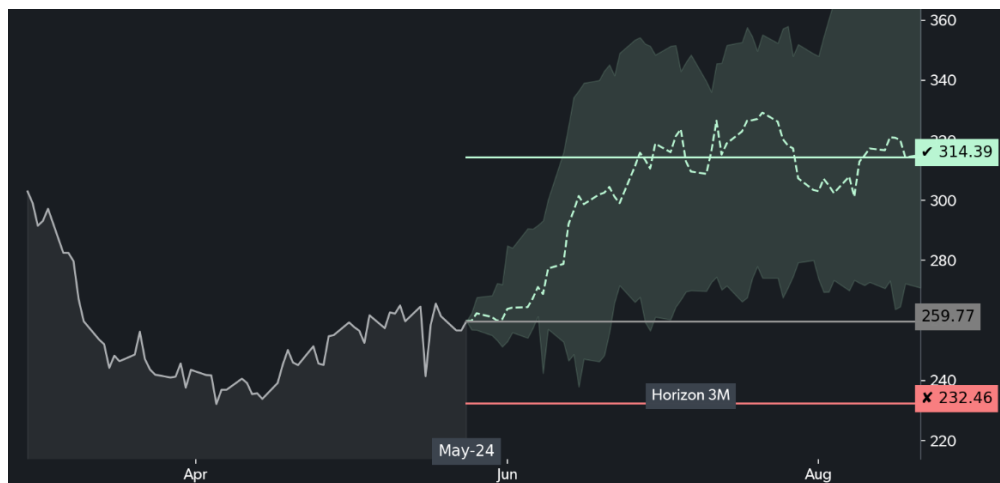


RH - Restoration Hardware

Long 260.00 | Stop 232.00 | Target 315.00 | Horizon 3M



Trade Driver(s):

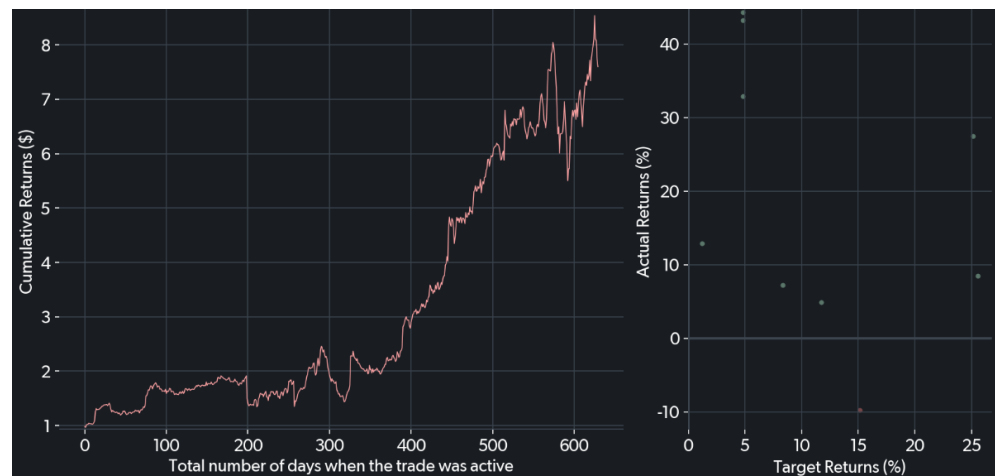
Seasonality - the day is 24th May.



10 Episodes | 10 Trading Days | 88.89% hit Ratio | 21.03% Median Gain

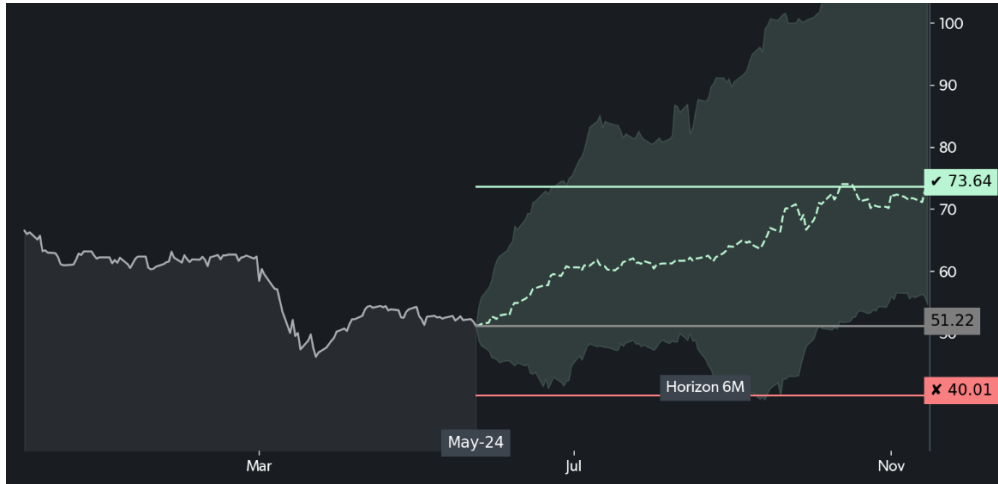
	1W	2W	1M	3M	6M
Median	0.06%	2.93%	17.20%	21.03%	19.01%
Hit Ratio	0.00%	66.67%	57.14%	88.89%	88.89%

Return Simulation | Scatter Plot



AGO - Assured Guaranty

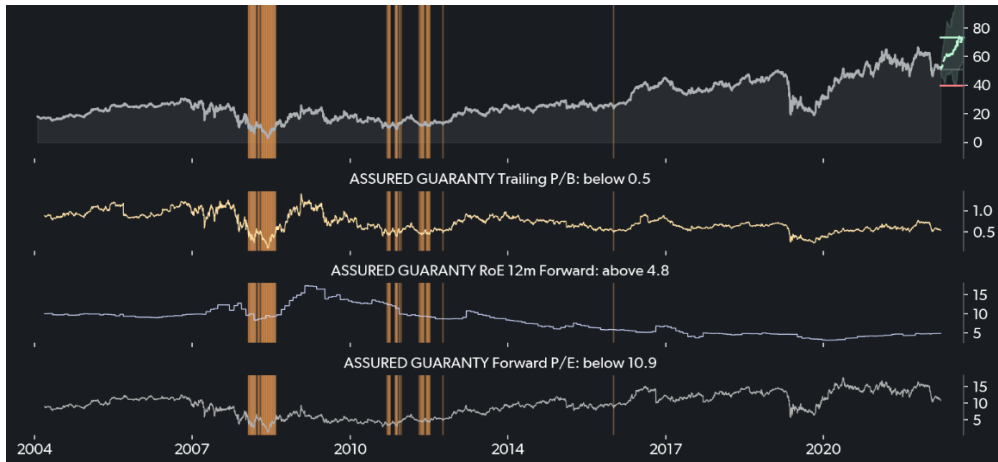
Long 51.25 | Stop 40.00 | Target 73.65 | Horizon 6M



Trade Driver(s):

P/B Trailing below 0.5 & Forward below 0.5

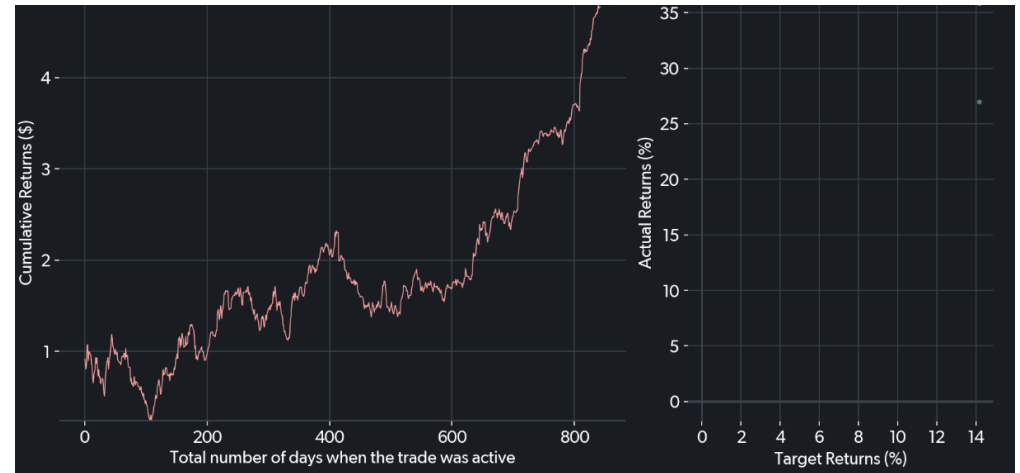
RoE 12M Forward above 4.8, RoA 12M Forward above 1.7



10 Episodes | 223 Trading Days | 100.00% Hit Ratio | 43.78% Median Gain

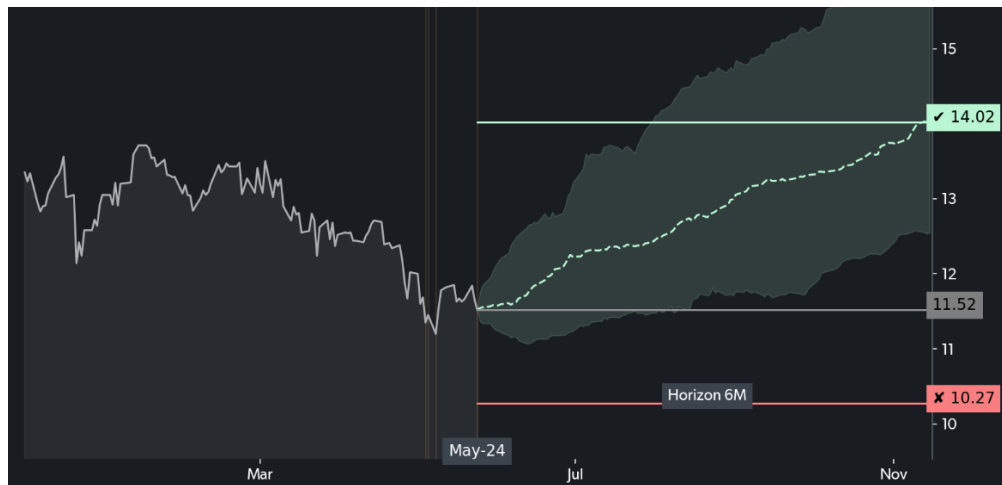
	1W	2W	1M	3M	6M
Median	2.92%	3.34%	12.77%	21.20%	43.78%
Hit Ratio	56.62%	59.09%	86.52%	95.52%	100.00%

Return Simulation | Scatter Plot



WHF - Whitehorse Finance

Long 11.50 | Stop 10.00 | Target 14.00 | Horizon 6M

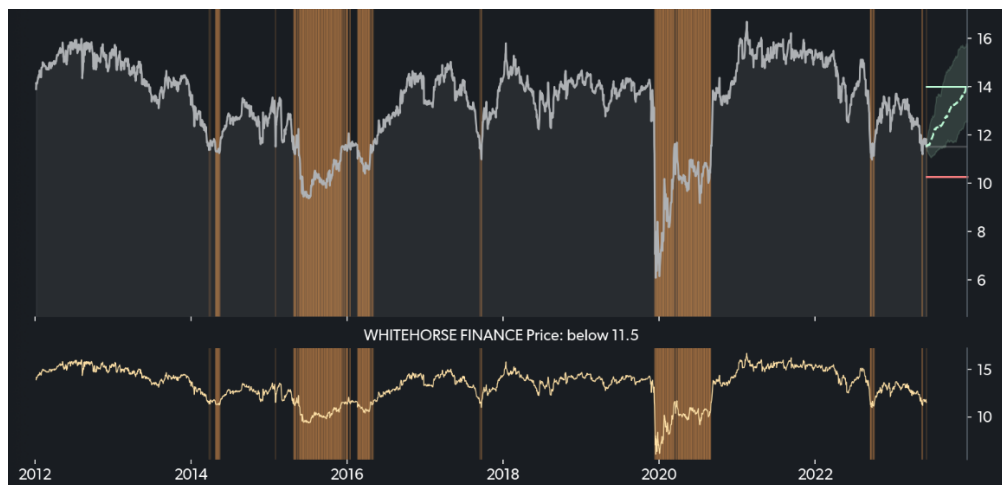


10 Episodes | 407 Trading Days | 92.68% Hit Ratio | 21.67% Median Gain

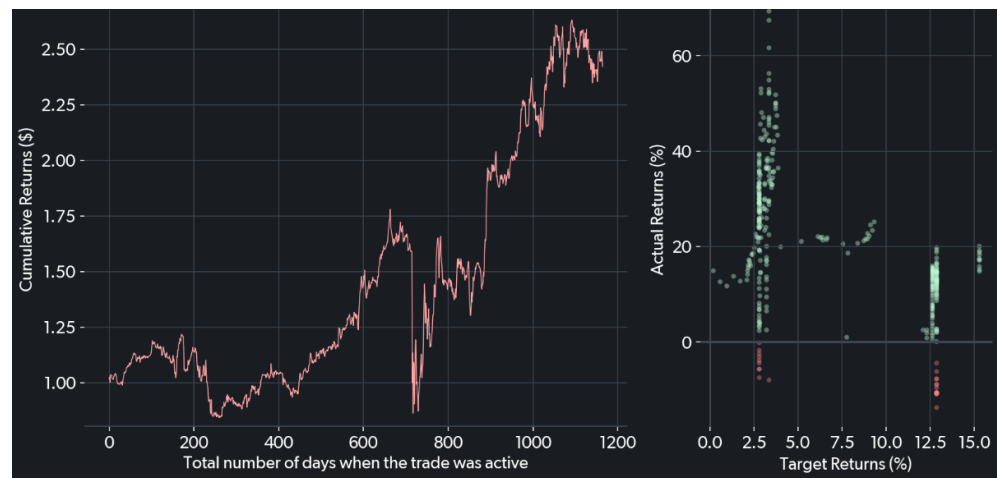
	1W	2W	1M	3M	6M
Median	0.53%	0.58%	3.89%	10.99%	21.67%
Hit Ratio	53.66%	55.70%	58.89%	81.89%	92.68%

Trade Driver(s):

Price below 11.50

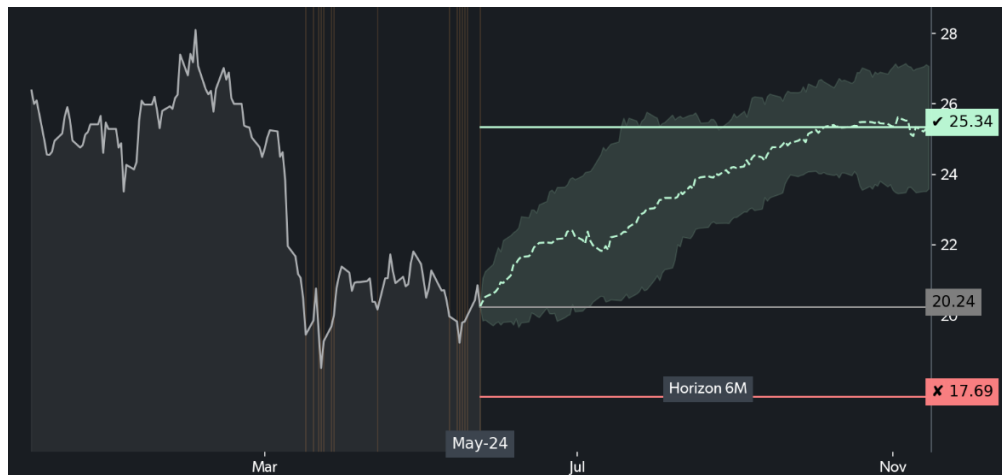


Return Simulation | Scatter Plot



CUZ - Cousins Properties inc

Long 20.25 | Stop 17.50 | Target 25.35 | Horizon 6M



Trade Driver(s):

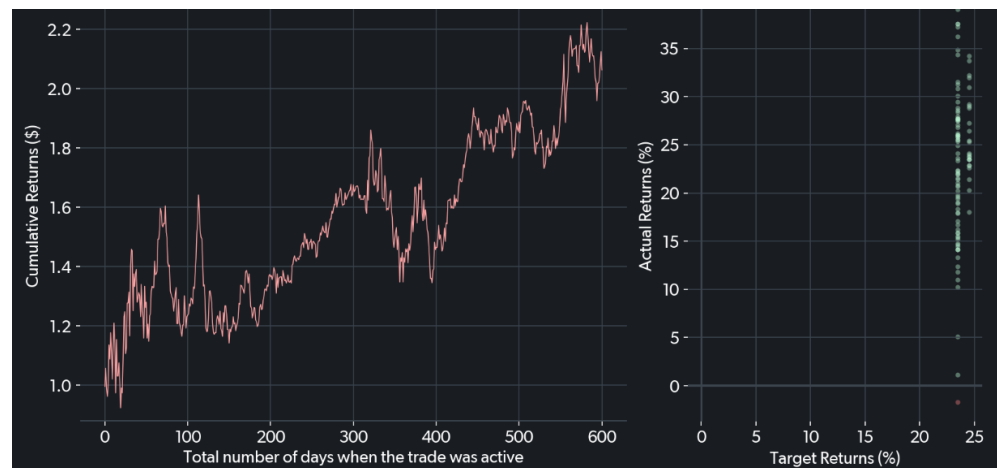
Price below 20.20



10 Episodes | 131 Trading Days | 99.03% Hit Ratio | 25.21% Median Gain

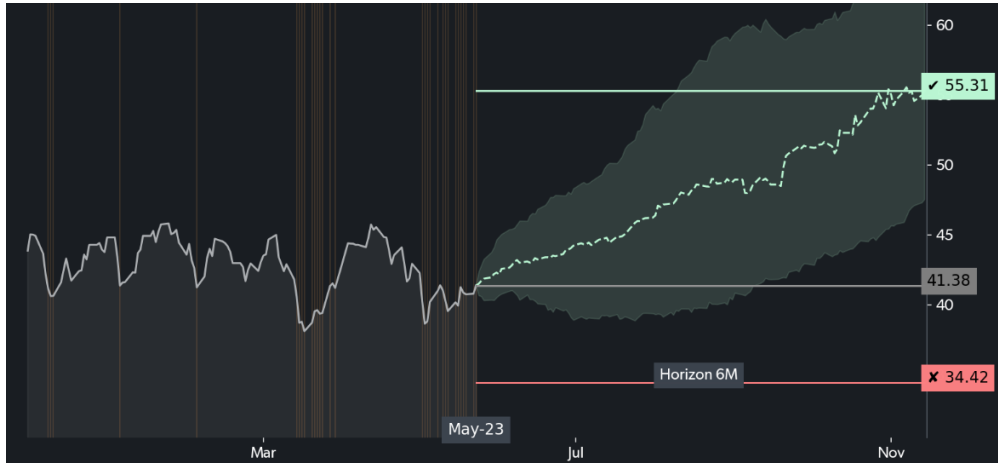
	1W	2W	1M	3M	6M
Median	2.09%	5.85%	8.95%	18.15%	25.21%
Hit Ratio	65.81%	71.05%	76.70%	90.29%	99.03%

Return Simulation | Scatter Plot



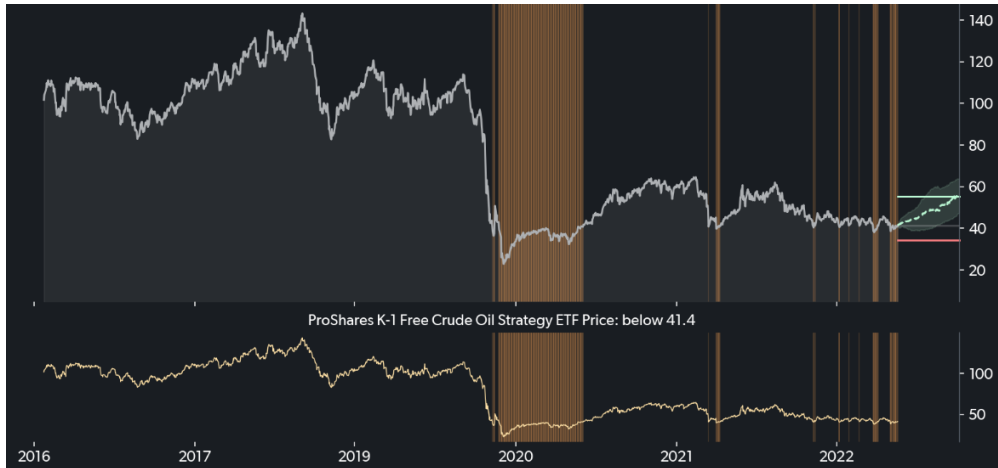
OILK - ProShares K-1 Free Crude Oil Strategy ETF

Long 41.40 | Stop 34.40 | Target 55.30 | Horizon 6M



Trade Driver(s):

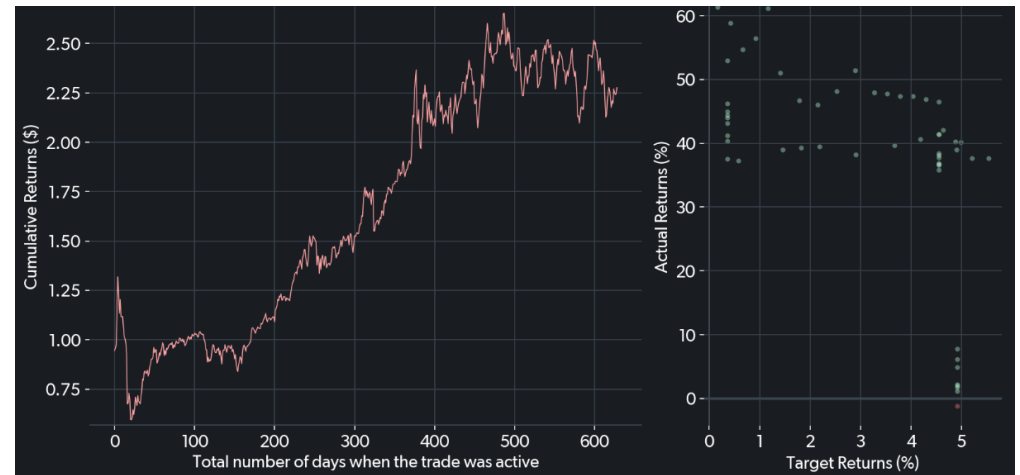
Price below 41.40



10 Episodes | 219 Trading Days | 98.18% Hit Ratio | 33.65% Median Gain

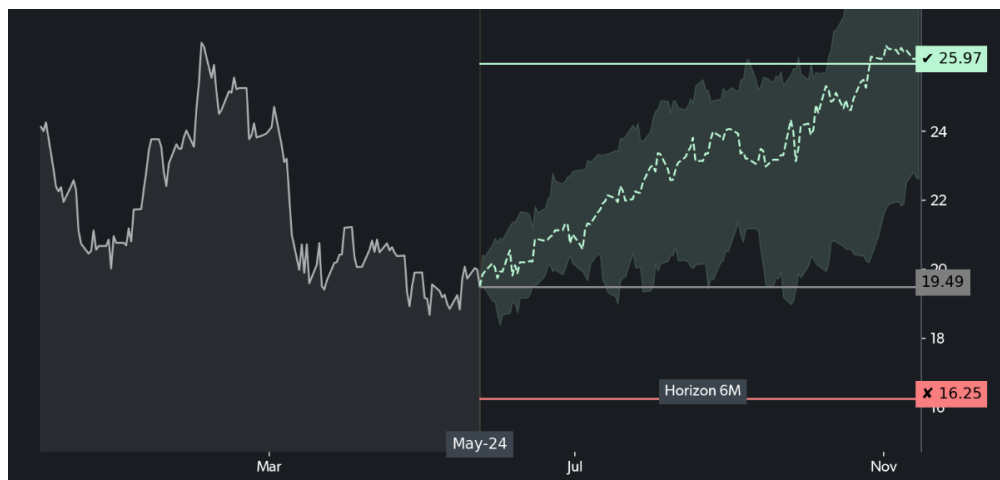
	1W	2W	1M	3M	6M
Median	1.40%	3.07%	4.88%	17.45%	33.65%
Hit Ratio	65.17%	72.36%	76.79%	76.42%	98.18%

Return Simulation | Scatter Plot



SAA - ProShares Ultra SmallCap 600

Long 19.50 | Stop 16.00 | Target 26.00 | Horizon 6M

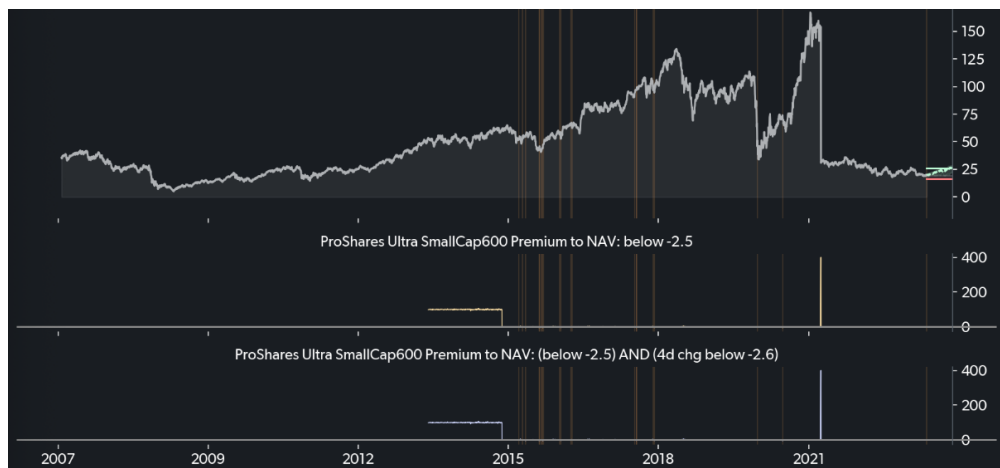


16 Episodes | 19 Trading Days | 100.00% Hit Ratio | 33.25% Median Gain

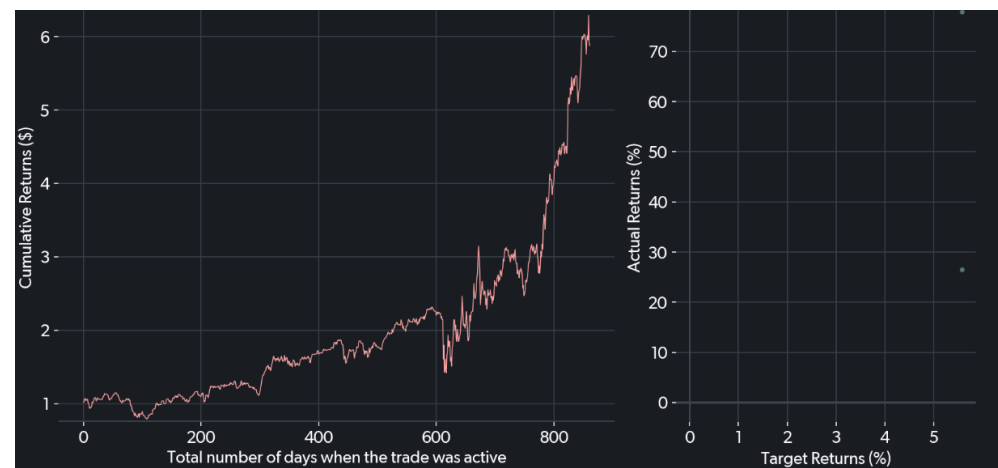
	1W	2W	1M	3M	6M
Median	2.88%	1.66%	7.42%	18.74%	33.25%
Hit Ratio	77.78%	72.22%	82.35%	93.75%	100.00%

Trade Driver(s):

Premium to NAV below -2.5 & 4d chg below -2.6

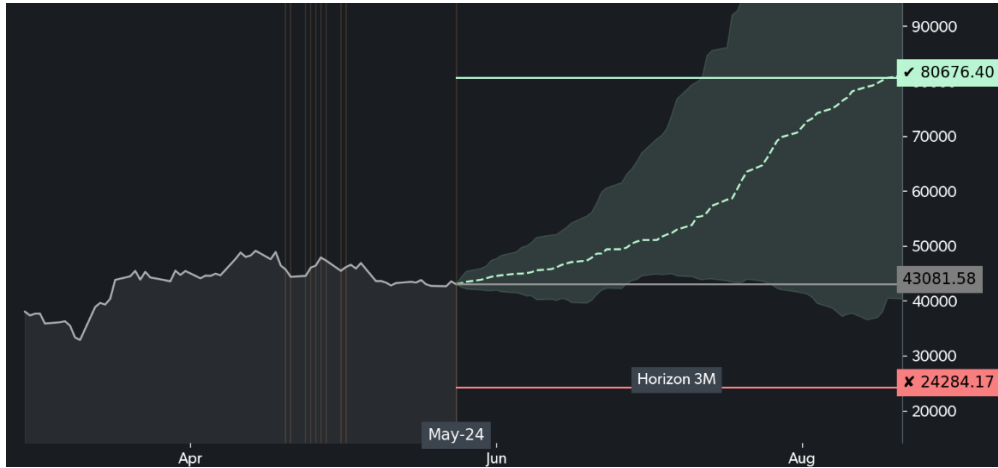


Return Simulation | Scatter Plot



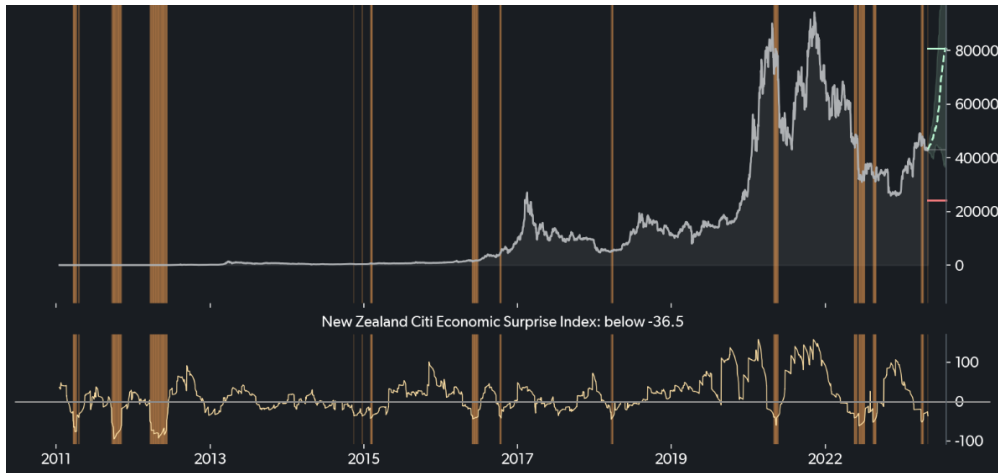
BTCNZD

Long 43081.60 | Stop 24284.00 | Target 80680.00 | Horizon 3M



Trade Driver(s):

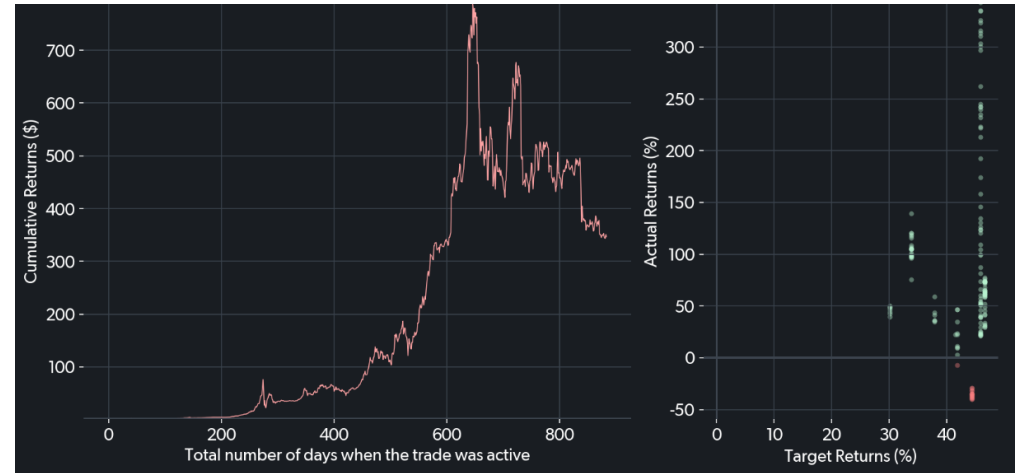
New Zealand Citi Economic Surprise Index below -36.50



13 Episodes | 232 Trading Days | 88.75% Hit Ratio | 87.26% Median Gain

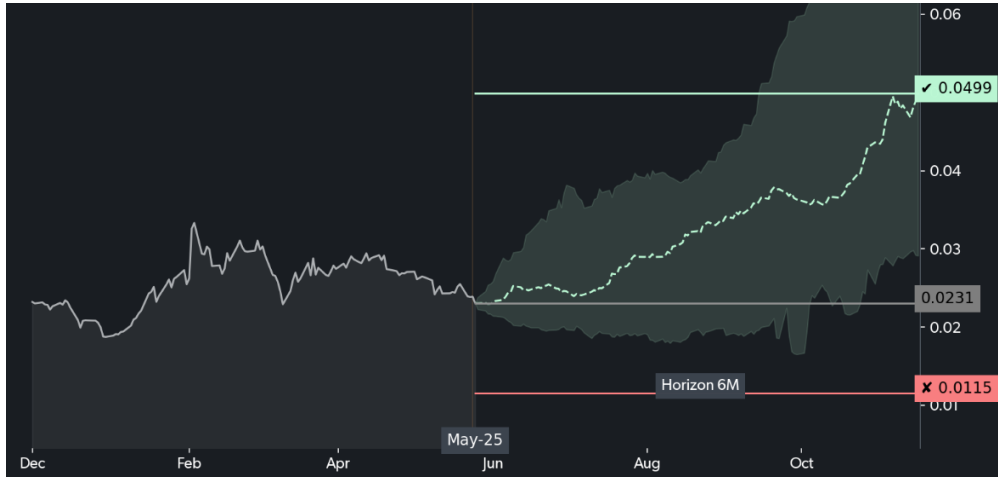
	1W	2W	1M	3M	6M
Median	2.56%	4.46%	12.93%	87.26%	108.72%
Hit Ratio	66.82%	71.28%	75.35%	88.75%	77.84%

Return Simulation | Scatter Plot



SNTUSD - Status

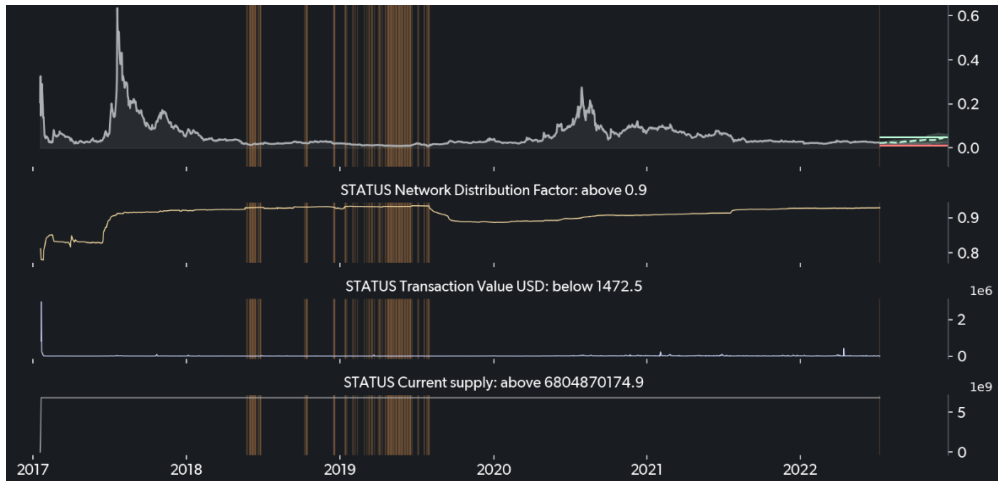
Long 0.0230 | Stop 0.0115 | Target 0.0500 | Horizon 6M



Trade Driver(s):

Network Distribution Factor above 0.9

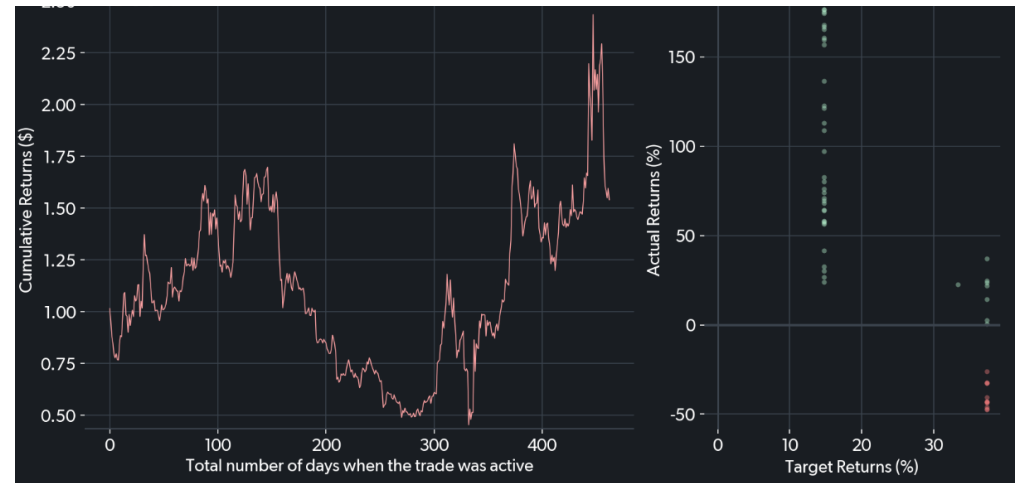
Transaction Value USD below 1472.50



12 Episodes | 103 Trading Days | 77.78% Hit Ratio | 116.50% Median Gain

	1W	2W	1M	3M	6M
Median	-0.27%	5.80%	9.73%	39.95%	116.50%
Hit Ratio	39.62%	55.56%	46.15%	65.85%	77.78%

Return Simulation | Scatter Plot



Disclaimer: This communication is issued by Gryning Times and/or affiliates of Gryning Times. This is not a personal recommendation, nor an offer to buy or sell nor a solicitation to buy or sell any securities, investment products or other financial instruments or services. This material is distributed for general informational and educational purposes only and is not intended to constitute legal, tax, accounting or investment advice. The statements in this document shall not be considered as an objective or independent explanation of the matters. Please note that this document (a) has not been prepared in accordance with legal requirements designed to promote the independence of investment research, and (b) is not subject to any prohibition on dealing ahead of the dissemination or publication of investment research.

Gryning times. All rights reserved. Intended for recipient only and not for further distribution without the consent of Gryning Times. ("Gryning") email briefings, newsletters, alerts, insights, and similar publications "Publications" do not reflect any opinions of Gryning or its affiliates. Publications are meant for informational purposes only, are not intended to serve as a recommendation to buy or sell any security in a brokerage account or any platform, and are not an offer or sale of a security nor an endorsement or advertisement of the same. While Gryning seeks to ensure the accuracy of the information it presents, it has no obligation and shall not be liable for errors in any data, information, or Publications accessible through Gryning products or services. All investments involve risk and the past performance of a security or financial product does not guarantee future results or returns. Gryning is not a broker-dealer nor an investment adviser, and makes no representations or warranties, express or implied, and disclaims any and all warranties with respect to any information accessible via any Gryning Publications or Gryning data.