

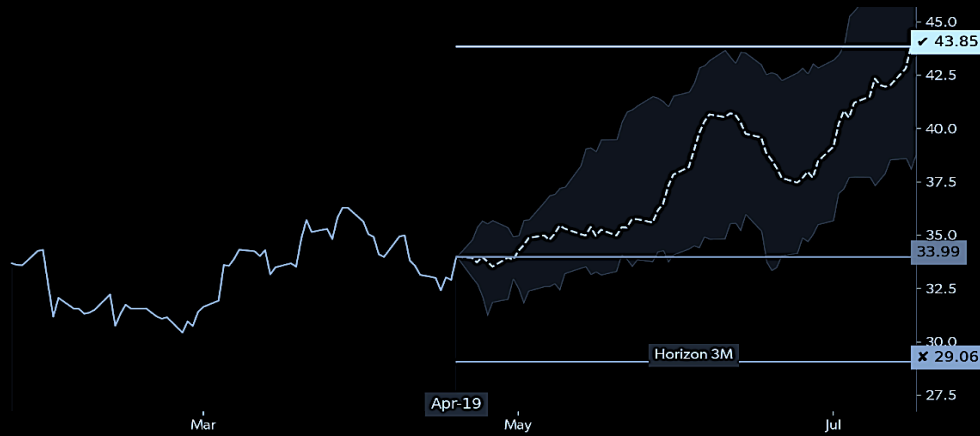
EDGE

Select Equity & Crypto Chartbook
22 April 2024

CFG | NYSE | Citizens Financial

Entry 34.00 | Stop 29.00 | Exit 43.85

Direction Bullish | Target 29.02% | Horizon 3M | Hit Rate 100.00%



There have been 4 distinct episodes comprising a total of 20 trading days. 100% of those days resulted in an upward move over a 3M horizon.

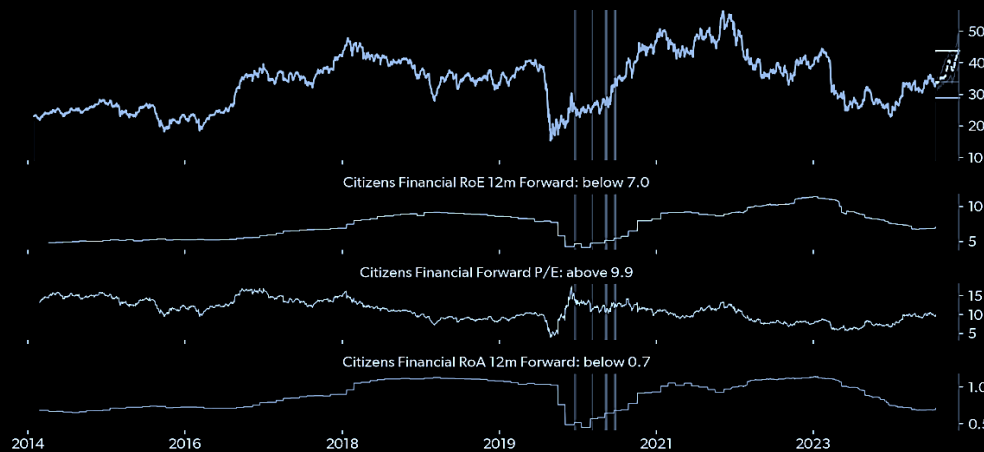
Hit Ratio Analysis (Horizon | Median | Hit Ratio):

- 1W | -0.67% | 43.75%
- 2W | 1.56% | 0.00%
- 1M | 3.71% | 100.00%
- 3M | 29.02% | 100.00%
- 6M | 53.25% | 49.63%

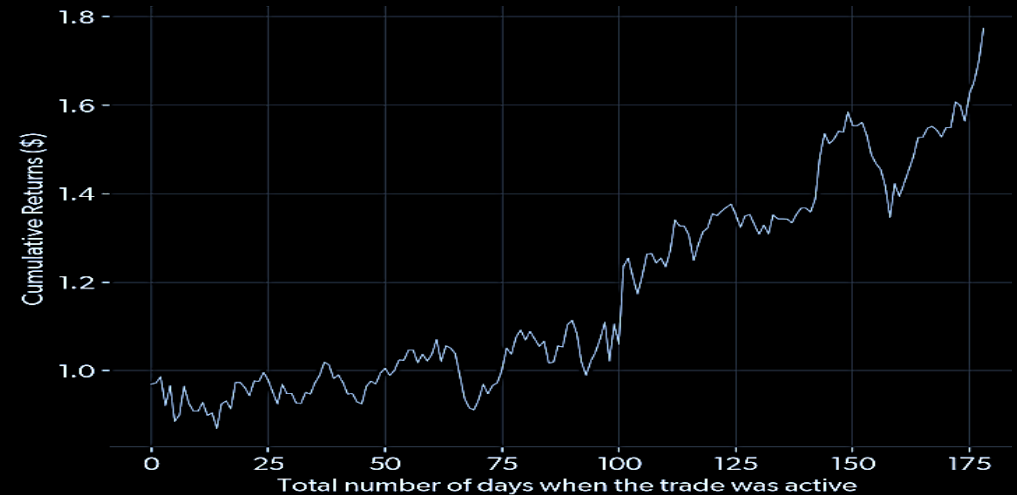
Trade Driver(s):

RoA 12m Forward below 0.7 & 7d chg above 0.0

P/E Trailing above 10.8, Forward below 7.0



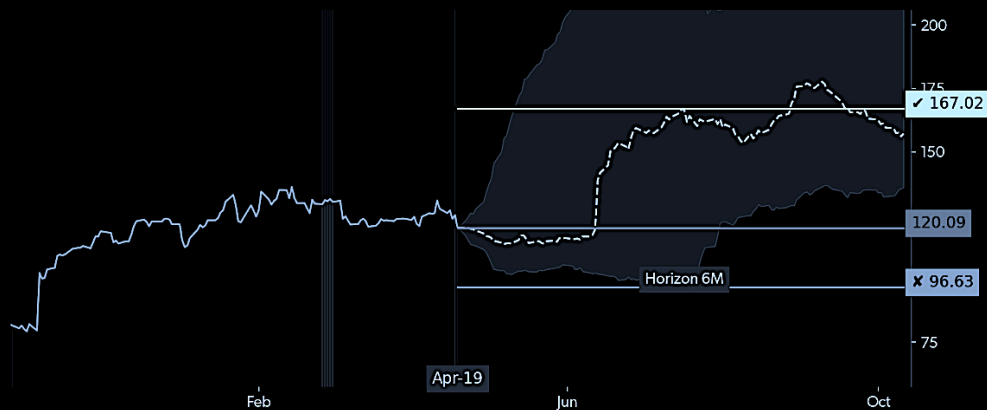
Past Performance:



DDOG | NASD | Datadog

Entry 120.10 | Stop 96.60 | Exit 167.00

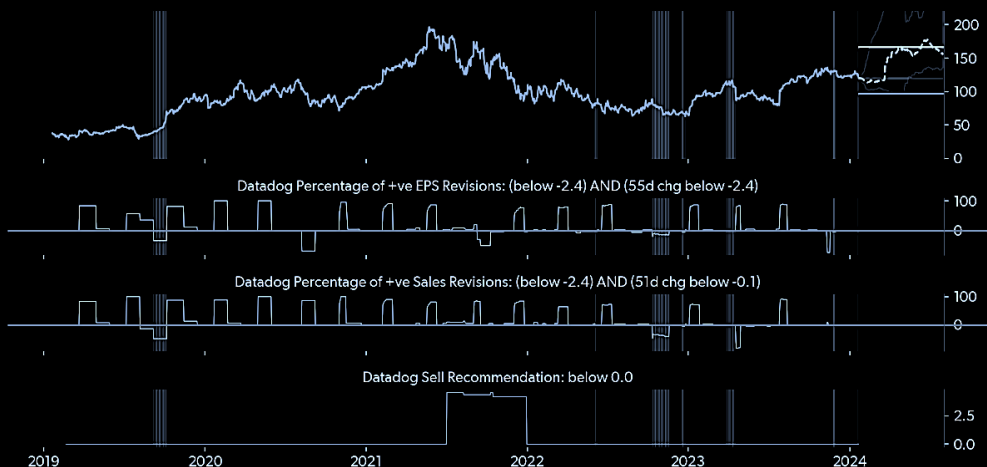
Direction Bullish | Target 30.85% | Horizon 6M | Hit Rate 89.13%



Trade Driver(s):

% +ve EPS Revisions below -2.4 & 55d chg below -2.4

% +ve Sales Revisions below -2.4 & 51d chg below -0.1

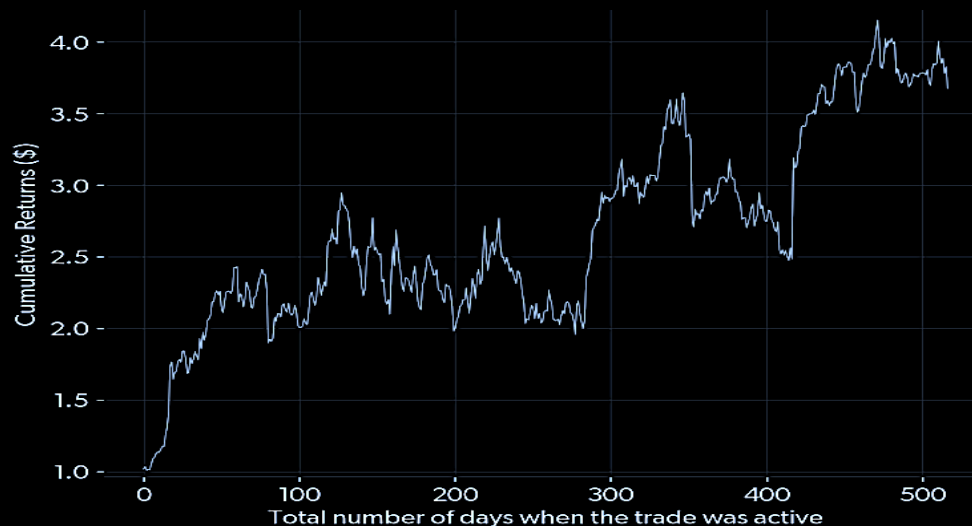


There have been 6 distinct episodes comprising a total of 71 trading days. 89% of those days resulted in an upward move over a 6M horizon.

Hit Ratio Analysis (Horizon | Median | Hit Rate):

- 1W | -0.53% | 67.86%
- 2W | -3.21% | 94.44%
- 1M | -5.08% | 100.00%
- 3M | 39.08% | 33.33%
- 6M | 30.85% | 89.13%

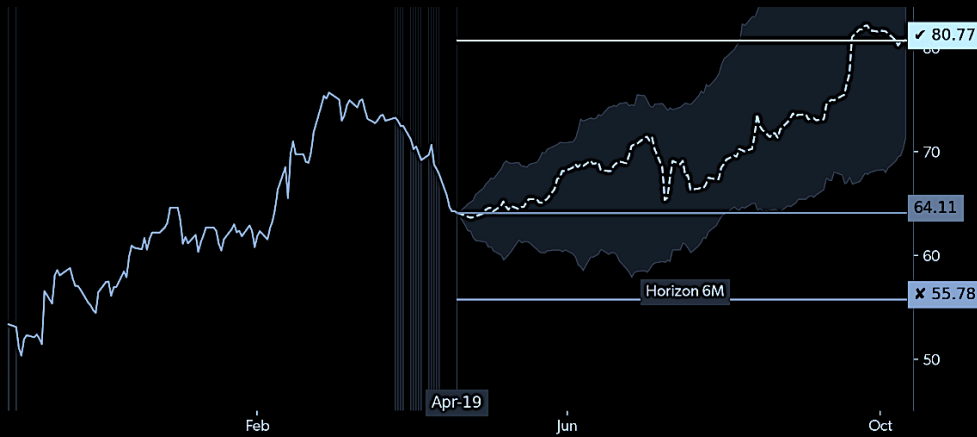
Past Performance:



ALRM | NASD | Alarmcom

Entry 64.10 | Stop 55.75 | Exit 80.75

Direction Bullish | Target 25.98% | Horizon 6M | Hit Rate 91.11%



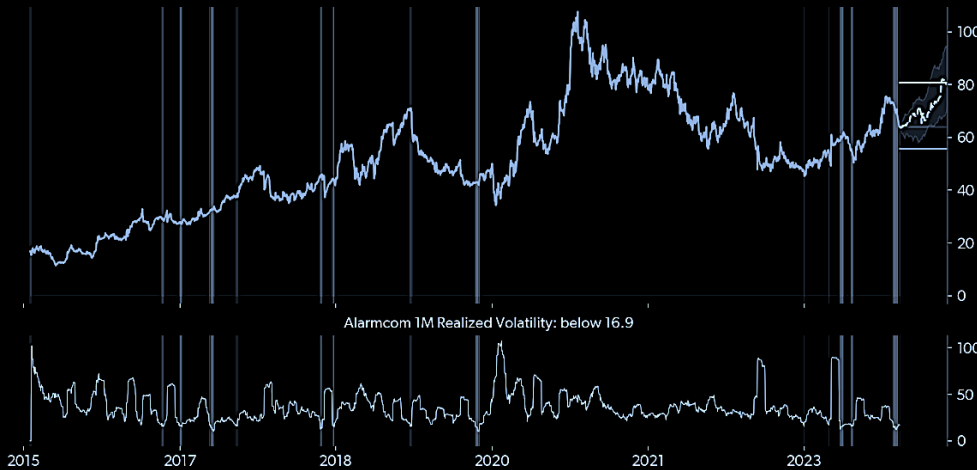
There have been 14 distinct episodes comprising a total of 85 trading days. 91% of those days resulted in an upward move over a 6M horizon.

Hit Ratio Analysis (Horizon | Median | Hit Ratio):

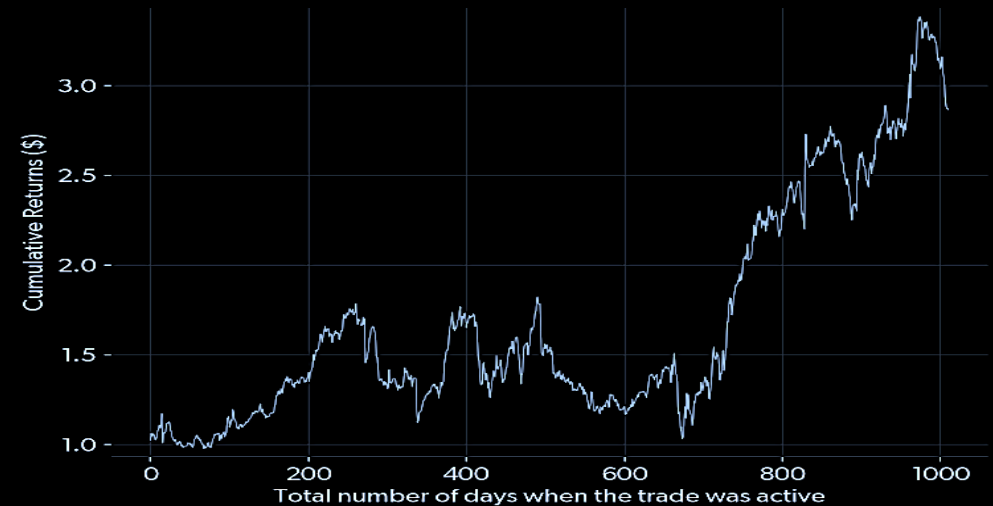
- 1W | -0.67% | 53.7%
- 2W | 0.75% | 51.85%
- 1M | 2.08% | 36.84%
- 3M | 7.82% | 64.71%
- 6M | 25.98% | 91.11%

Trade Driver(s):

1M Realised Volatility below 16.9



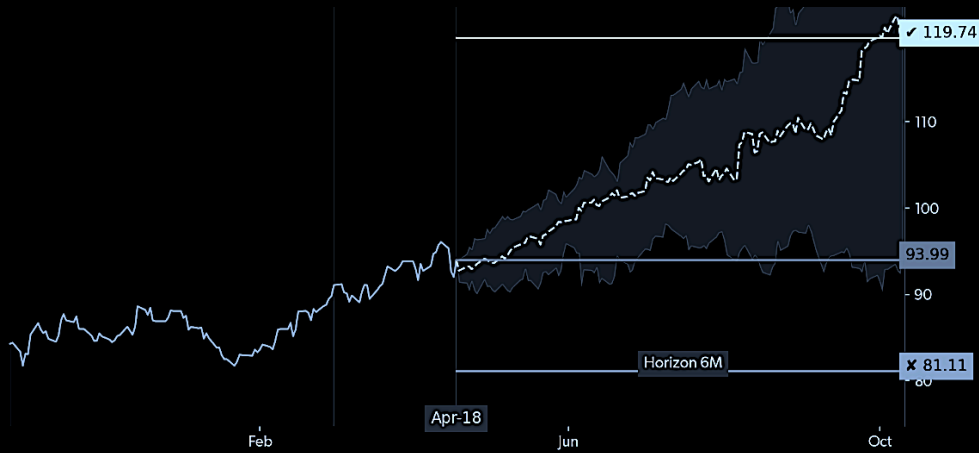
Past Performance:



ACDCX | ASX | Battery Technology & Lithium ETF

Entry 94.00 | Stop 81.10 | Exit 119.75

Direction Bullish | Target 27.40% | Horizon 6M | Hit Rate 80.00%



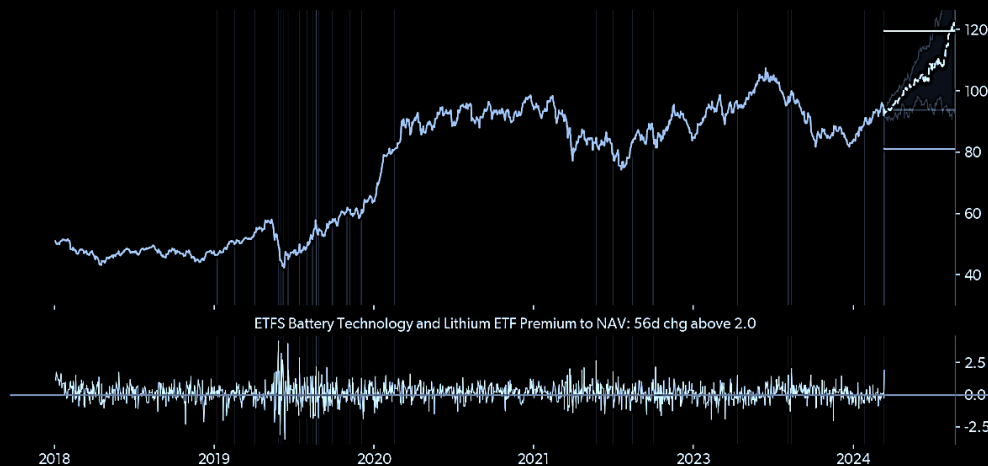
There have been 19 distinct episodes comprising a total of 26 trading days. 80% of those days resulted in an upward move over a 6M horizon.

Hit Ratio Analysis (Horizon | Median | Hit Ratio):

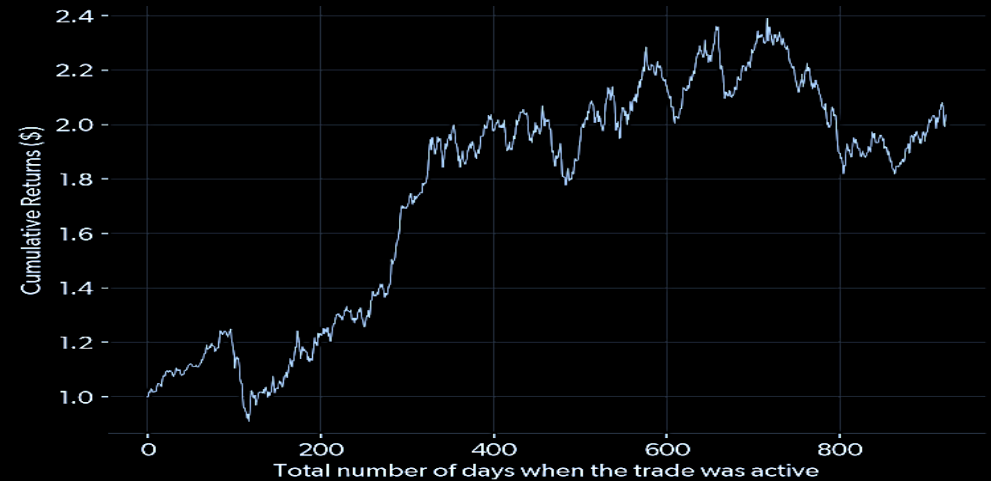
- 1W | -1.13% | 76.92%
- 2W | -0.21% | 50.00%
- 1M | 2.85% | 60.00%
- 3M | 10.61% | 79.17%
- 6M | 27.40% | 80.00%

Trade Driver(s):

Premium to NAV 56d chg above 2.0



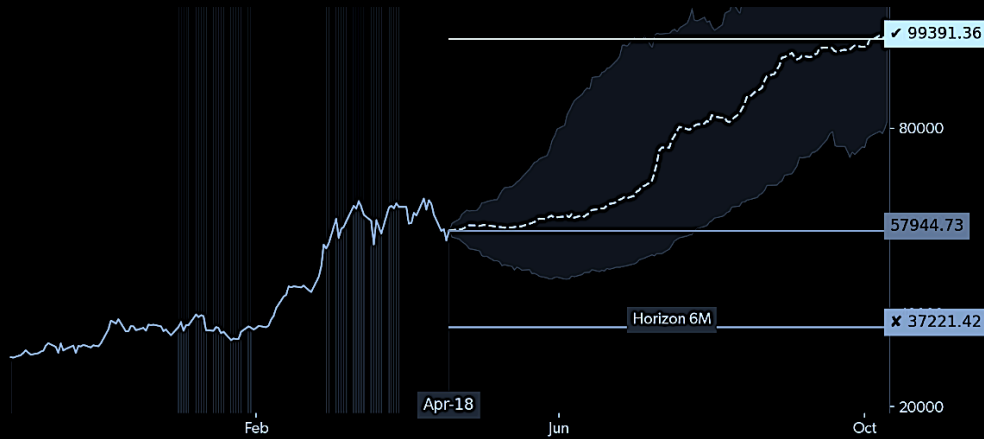
Past Performance:



BTCCHF | Crypto

Entry 57944.75 | Stop 37221.40 | Exit 99391.35

Direction Bullish | Target 71.53% | Horizon 6M | Hit Rate 100.00%



There have been 7 distinct episodes comprising a total of 240 trading days. 100% of those days resulted in an upward move over a 6M horizon.

Hit Ratio Analysis (Horizon | Median | Hit Ratio):

- 1W | 0.94% | 58.42%
- 2W | 1.90% | 60.95%
- 1M | 1.55% | 35.71%
- 3M | 30.83% | 57.14%
- 6M | 71.53% | 100.00%

Trade Driver(s):

Switzerland Citi Inflation Surprise Index below -45.4



Past Performance:



Disclaimer:

The stock ratings, alpha signals, and rankings offered by Gryning Edge are meant for informational purposes only. They are not intended to be investment advice or a recommendation to buy or sell any security. These ratings, alpha signals, and rankings are based on Artificial Intelligence (AI) analysis, which calculates probabilities, not certainties. Before making any investment decision, we recommend that you carefully analyze different information sources and seek appropriate financial advice. All investments involve risk, and the past performance of a security, a stock portfolio, or a financial product does not guarantee future results or returns.

This communication is issued by Gryning Edge and/or affiliates of Gryning Edge, Gryning Capital, Gryning Times. This is not a personal recommendation, nor an offer to buy or sell nor a solicitation to buy or sell any securities, investment products or other financial instruments or services. This material is distributed for general informational and educational purposes only and is not intended to constitute legal, tax, accounting or investment advice. The statements in this document shall not be considered as an objective or independent explanation of the matter. Please note that this document (a) has not been prepared in accordance with legal requirements designed to promote the independence of research, and (b) is not subject to any prohibition of dealing ahead of the dissemination or publication of investment research.

Gryning Capital. All rights reserved. Intended for the recipient only and not for further distribution without the consent of Gryning Capital, Gryning Times, Gryning Edge. ("Gryning") email briefings, newsletters, alerts, insights, and similar publications "Publications" do not reflect any opinion of Gryning or its affiliates. Publications are meant for informational purposes only, are not intended to serve as recommendation to buy or sell any security in a brokerage account or any platform, and are not an offer or sale of a security nor an endorsement or advertisement of the same. While Gryning seeks to ensure the accuracy of the information it presents, it has no obligation and shall not be liable for errors in any data, information, or Publications accessible through Gryning products and/or services. All investments involve risk and the past performance of a security of a financial product does not guarantee future results or returns. Gryning is not a broker-dealer nor an investment adviser, and makes no representations or warranties, express or implied, and disclaims any and all warranties with respect to any information accessible via any Gryning Publications or Gryning data.